

The art of seeing
what others can't.



Handcrafted Loupes

admetec
We've got your back



We've got your back.

Admetec handcrafted, custom-designed loupes, lights, and camera

We specialize in creating solutions that are exceptionally lightweight, convenient to use, and ergonomic - enabling you to focus on being effective while we focus on your comfort.

Our handcrafted loupes, lights, and Camera are custom designed for YOU. To do so, we take into consideration your unique facial structure, working distance, style, and personal preferences. User-centered product design combined with high-quality materials and components is the foundation of Admetec excellence.

Prismatic

Prismatic loupes provide enhanced magnification while maintaining a wide field of view, delivering sharp, edge-to-edge clarity with true-to-life color accuracy. Available in 4 magnification levels, each pair is custom-tailored to your exact working distance for optimal precision and comfort.



3.8x

Working distance range
30-70 cm

Weight
50gr



4.8x

Working distance range
30-70 cm

Weight
51gr



5.8x

Working distance range
30-70 cm

Weight
50gr



7.2x

Working distance range
30-70 cm







Weight
52gr

What style makes your heart sing?

You're still YOU while you are at work. That's why we made sure to provide a wide variety of frames that allow you to express your unique personality and work in comfort.



Blues

-  Navy Blue
-  Bronze & Light Blue
-  Black
-  Pink
-  Purple & Grey
-  Rose Gold








Indie

-  Champagne
-  Orange Lava
-  Midnight Blue
-  Black
-  Turquoise
-  Green





Soul

-  Pink
-  Brown & Light Blue
-  Burgundy & Gold
-  Black
-  Turquoise
-  White Snow



Jazz

-  Red & Black
-  Orange & Black
-  Blue & Black
-  Green & Black
-  Turquoise & Rose Gold



Swing

-  Black
-  Blue
-  Graphite
-  Red
-  Rose Gold
-  White

Convenient. Compact. Shockproof.

Your Admetec experience extends beyond working hours. What happens when you are not working with your loupes and light? Where do you put them? How do you protect and maintain them in good condition over time? If you work in more than one clinic, how do you take your loupes and light back and forth? That's why we designed convenient, compact, shockproof cases for each set of Admetec products.

Butterfly^{EVO} (all models)

3 batteries | Charging pad and cable | Loupes | User Manual



Orchid (all models)

2 PowerPacks | Charger | Loupes | User Manual

Loupes

Lanyard | Microfiber cloth | User Manual





We've got **your back.**

Admetec designs, develops, manufactures, and distributes handcrafted, custom-fitted magnifying loupes and LED headlights as well as an integrated camera and headlight. We specialize in creating products that are exceptionally lightweight, convenient to use, and ergonomic – enabling you to focus on being effective while we focus on your comfort.

MM4000018



+972-4-989-0747 info@admetec.com www.admetec.com