

The art of seeing
what others can't.



Handcrafted Loupes, Lights & Camera

admetec
We've got your back



We've got your back.

Admetec handcrafted, custom-designed loupes, lights, and Camera

We specialize in creating solutions that are exceptionally lightweight, convenient to use, and ergonomic - enabling you to focus on being effective while we focus on your comfort.

Our handcrafted loupes, lights, and Camera are custom designed for YOU. To do so, we take into consideration your unique facial structure, working distance, style, and personal preferences. User-centered product design combined with high-quality materials and components is the foundation of Admetec excellence.

Galilean loupes

Galilean loupes are extremely compact and lightweight while ensuring a wide field of view and excellent depth of field. Excellent for practitioners who want to see the big picture and don't necessarily need high magnification. Our Galilean loupes come in 3 magnifications.

Designed specifically for your working distance, to the centimeter.



2.5x

Working distance range
30-60 cm

Weight
45gr



2.7x

Working distance range
30-60 cm

Weight
37gr



3.2x

Working distance range
30-60 cm

Weight
37gr

Prismatic loupes

Prismatic loupes offer increased magnification without reduction in the field of view and a precise, edge-to-edge crystal clear, and color-true image. Our Prismatic loupes come in 3 magnifications.

Designed specifically for your working distance, to the centimeter.



4.0x

Working distance range
35-55 cm

Weight
52gr



4.8x

Working distance range
35-55 cm

Weight
53gr



5.5x

Working distance range
35-55 cm

Weight
54gr

Ergonomic loupes

Admetec Ergo comes in 6 magnifications.

Designed specifically for your working distance, to the centimeter.



3.0x

Working distance range
35-70 cm

Weight
46gr



4.0x

Working distance range
35-70 cm

Weight
46gr



5.0x

Working distance range
35-70 cm

Weight
48gr



6.0x

Working distance range
35-70 cm

Weight
48gr



7.5x

Working distance range
40-70 cm

Weight
49gr

The highest ergonomic magnification power available
for the pinpoint accuracy you need.

10x magnification power

Working distance range
40-70 cm

Weight
52gr

Ergo prism technology
developed by Admetec

Lightweight, Polycarbonate
lenses for durability
and a premium image



Ocular lenses from the
Japanese world leader in glass
lenses manufacturing, FUJITOK®

The problem

Static, often contorted positioning causes micro-traumas to muscles, joints, and ligaments - daily damage that increases faster than the body can heal.

Over time, these slowly progressing injuries can develop into cumulative trauma disorder, resulting in chronic back and neck pain that impacts - and even cuts short - the careers of too many talented practitioners.

Our solution

Ergo loupes are the first truly ergonomic, custom-designed loupes that work with the body's biomechanical design rather than against it.



Without Loupes



Regular Loupes



Ergo Loupes



ergoV™

Ergonomics Meets Versatility



Key benefits

3 Magnifications, 1 Device, Same posture.

Experience precision like never before with adjustable loupes offering three magnifications in a single device.

Ergo V™



Weight:
55gr

Magnifications
3.8x, 5.3x, 7.0x

Working Distance
40-70cm

Ergo V™ Pro



Weight:
60gr

Magnifications
5.6x, 7.4x, 10x

Working Distance
40-70cm



Ergonomic design

Superior posture & reduced strain



Unmatched versatility

Switch magnification seamlessly



Maximum comfort

Lightweight for fatigue-free use

Specification







Variable Magnification Technology

Seamlessly switch between three magnifications in one device for ultimate precision, versatility, and ergonomic comfort.

Powerful lighting. Ultra-lightweight. Wireless.

Meet the Butterfly EVO, Admetec's cordless headlight series, featuring two models designed for optimal efficiency.

-  **Lightweight**
Ergonomically designed to rest lightly on your loupes
-  **Cordless**
Freedom of movement increases comfort and efficiency
-  **User-friendly controls**
Simple operation with tap controls for ON/OFF and light intensity
-  **Charging indicator display**
Always know your battery's charging status



Butterfly™ evo

Butterfly combines effective lighting in an ultra-lightweight, easy-to-use, wireless configuration.

Intensity	Weight	Run time	Charge time
35k LUX	23 gr	2 hrs	1.25 hrs
Yellow filter	Batteries	Color temp	
External filter	3 pcs	5,750K	



Butterfly-S™ evo

Butterfly-S provides stronger light intensity to enable work with higher magnifications.

Intensity	Weight	Run time	Charge time
55k LUX	28 gr	2 hrs	1.5 hrs
Yellow filter	Batteries	Color temp	
External filter	3 pcs	5,750K	





Wired headlights



Orchid™

Intensity	Weight	Run time	Charge time
80k LUX	9 gr	6 hrs	2.5 hrs
Yellow filter	Batteries	Color temp	
External filter	2 pcs	5,750K	



Orchid-F™

Intensity	Weight	Run time	Charge time
80k LUX	10 gr	6 hrs	2.5 hrs
Yellow filter	Batteries	Color temp	
Built-in	2 pcs	5,750K	



Orchid-E™

Intensity	Weight	Run time	Charge time
150k LUX	12 gr	6 hrs	2.5 hrs
Yellow filter	Batteries	Color temp	
Built-in	2 pcs	5,750K	



Orchid-S™

Intensity	Weight	Run time	Charge time
220k LUX	11 gr	4 hrs	2.5 hrs
Yellow filter	Batteries	Color temp	
External filter	2 pcs	5,750K	



Need help choosing the right light for your loupes?

Visit our online guide:

www.admetec.com/how-to-choose-headlight-for-loupes/

admetec flamingo™

Wireless medical camera for loupes.





Seeing inside a patient's mouth is difficult.
It's even more difficult to share what you see with someone else.



Most people love documenting the things that matter to them. Passionate doctors have a number of reasons to want to record their work:



Easy Documentation

Simplifies live documentation during procedures, ensuring clear, instant visual sharing.

Teaching tool

Serves as a dynamic teaching aid, allowing real-time demonstrations to colleagues and students, enhancing learning experiences.

Confidence building

Builds patient trust and positions your practice as a cutting-edge, tech-forward authority in dental care.

Flamingo™ features

Wireless Camera & Headlight

Flamingo combines 60K Lux lighting with a built-in Full HD camera (1080p | 30fps), capturing sharp, shadow-free footage perfectly aligned with the illuminated area.

Ultra-lightweight - just 19 grams!

As loupe manufacturers, we know every gram counts, so we made Flamingo an ultra-lightweight, ergonomic extension of your loupes.

Focus set at your unique working distance

Flamingo features manual focus set to your unique working distance, staying sharp throughout use without the weight and disorientation of auto-focus. It's designed for comfort, clarity, and zero distractions.

Unrestricted movement

Admetec's PowerPack battery offers freedom with a single cable. Flamingo includes two batteries, use one while the other charges for nonstop performance.

Battery run time according to how you use Flamingo:

Only as a light source or as a camera: 8 hours

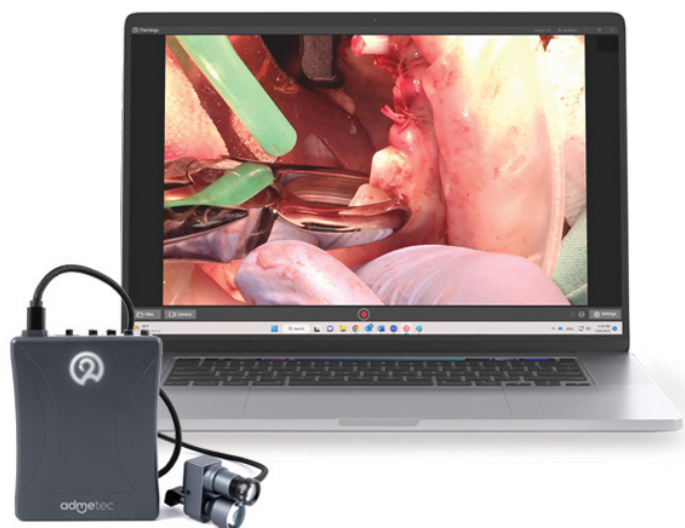
Camera and light: 4 hours

Real-time broadcast via WiFi

Flamingo streams wirelessly to your computer, turning your work into real-time demonstrations for colleagues and students.

Admetec proprietary software

Our software enables video editing, including taking quality screen captures, and automatic software updates.









What style makes your heart sing?

You're still YOU while you are at work. That's why we made sure to provide a wide variety of frames that allow you to express your unique personality and work in comfort.



Blues

-  Navy Blue
-  Bronze & Light Blue
-  Black
-  Pink
-  Purple & Grey
-  Rose Gold









Indie

-  Champagne
-  Orange Lava
-  Midnight Blue
-  Black
-  Turquoise
-  Green



Soul

-  Pink
-  Brown & Light Blue
-  Burgundy & Gold
-  Black
-  Turquoise
-  White Snow



Jazz

-  Red & Black
-  Orange & Black
-  Blue & Black
-  Green & Black
-  Turquoise & Rose Gold



Swing

-  Black
-  Blue
-  Graphite
-  Red
-  Rose Gold
-  White



Progear®

-  Red & Metallic Brown
-  Deep Green & White
-  White & Blue
-  Black



Bollé®

-  Gun Brown





Convenient. Compact. Shockproof.

Your Admetec experience extends beyond working hours. What happens when you are not working with your loupes and light? Where do you put them? How do you protect and maintain them in good condition over time? If you work in more than one clinic, how do you take your loupes and light back and forth? That's why we designed convenient, compact, shockproof cases for each set of Admetec products.

Butterfly (all models)

3 batteries | Charging pad and cable | Loupes | User Manual



Orchid (all models)


2 PowerPacks | Charger | Loupes | User Manual

Loupes

Lanyard | Microfiber cloth | User Manual



Find Admetec
Everywhere.



Find your distributor at
admetec.com/distributors

Seeing passion
in the details





We've got **your back.**

Admetec designs, develops, manufactures, and distributes handcrafted, custom-fitted magnifying loupes and LED headlights as well as an integrated camera and headlight. We specialize in creating products that are exceptionally lightweight, convenient to use, and ergonomic – enabling you to focus on being effective while we focus on your comfort.



admetec
We've got your back

+972-4-989-0747 info@admetec.com admetec.com

MM4000001 rev.F